



Geometry
Right Triangle Study Guide

Name _____

For #1 & 2, determine if the 3 side lengths form a triangle. If so, classify the triangle as obtuse, right, or acute.

1) with sides 5, 7, and 8 

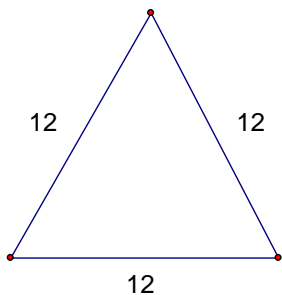
Section 5.7 2) with sides 4, 5, and $\sqrt{41}$ 

For #3-7, determine the best way to find the missing side (Pythagorean Theorem/Triple, Special Right Triangle, or Trig). Then solve the problem! All answers should be EXACT and SIMPLIFIED unless you HAVE to use TRIG! 

3) A 25 foot ladder just reaches a point on a wall 24 feet above the ground. How far is the foot of the ladder from the wall?

Section 5.7 4) What is the sum of the lengths of the diagonals of a 3-by-4 rectangle?


5) Find the altitude of the triangle below. Section 5.8 6) Find the perimeter of a square with diagonal of length 4.



7) Given: TVWX is an Isosceles Trapezoid
 $TX = 8$, $VW = 12$, $\angle V = 30^\circ$

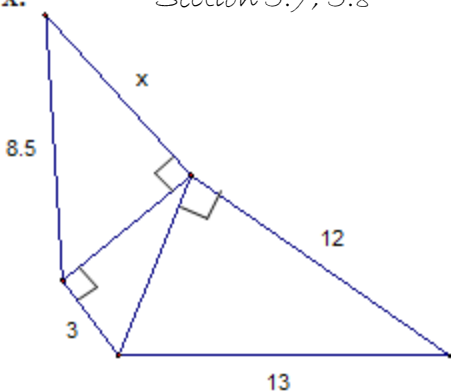
Find: TV and TZ

Section 5.8



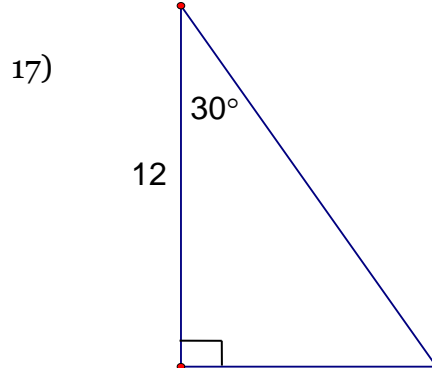
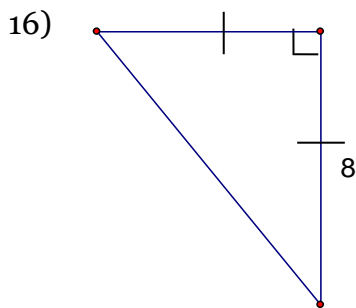
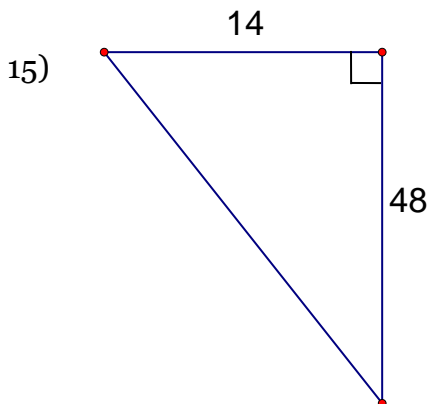
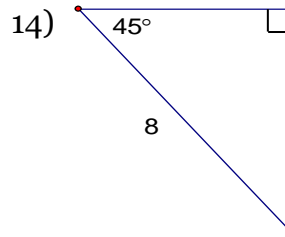
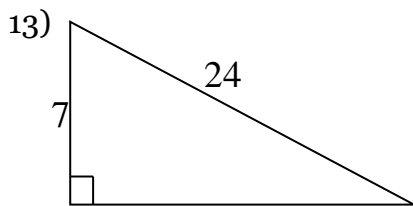
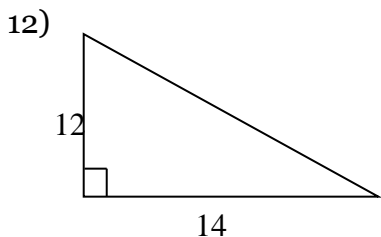
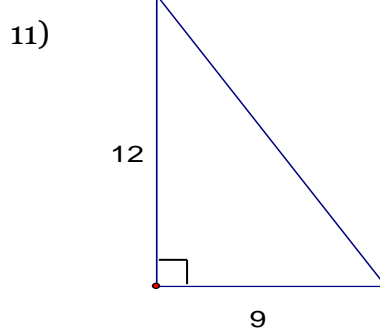
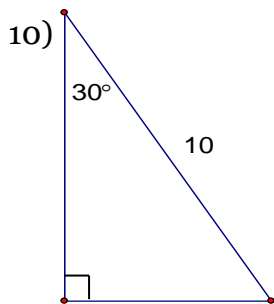
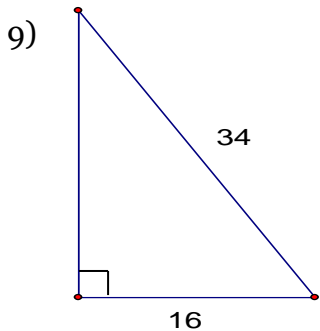
8) Find x.

Section 5.7, 5.8



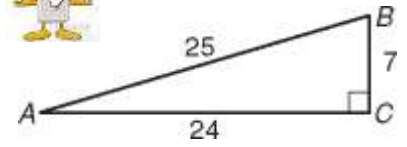
Section 5.7, 5.8

Find the missing lengths of the following triangles for problems 9-17. You will need to use a combination of the Pythagorean Triples, 45 - 45 - 90, 30 - 60 - 90, and the Pythagorean Theorem if none of those work. A calculator is not needed for most problems. **SHOW ALL WORK** and leave answers as **EXACT** answers (simplified).



Use the figure for Exercises 18–23. Write each trigonometric ratio as a simplified fraction and as a decimal rounded to the nearest hundredth.

Section 8.2



18) $\sin A$

19) $\cos B$

20) $\tan B$

21) $\sin B$

22) $\cos A$

23) $\tan A$

Use a calculator to find each trigonometric ratio. Round to the nearest hundredth.

Section 8.2



24) $\sin 64^\circ$ _____

25) $\cos 58^\circ$ _____

26) $\tan 15^\circ$ _____

For #27-32, solve each problem for the specified missing angle or side. Show all work.

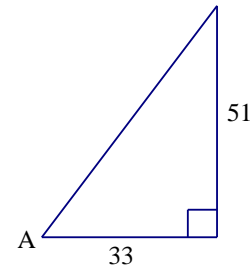
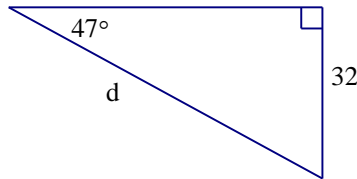
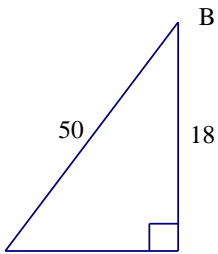
Section 8.2, 8.3



27) Find $\angle B =$ _____

28) Find $d =$ _____

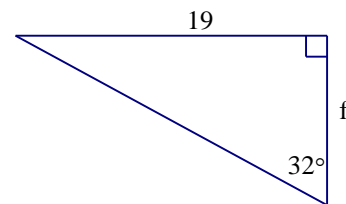
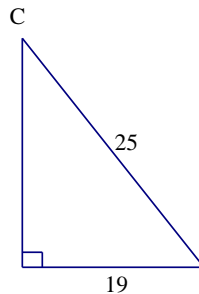
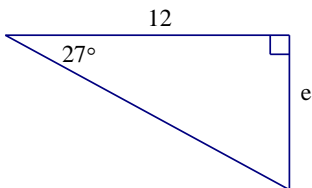
29) Find $\angle A =$ _____



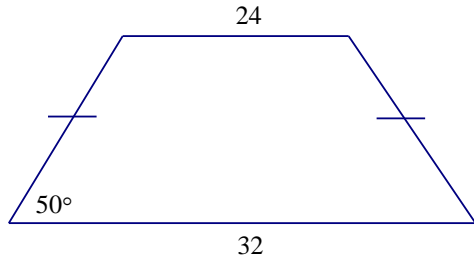
30) Find $e =$ _____

31) Find $\angle C =$ _____

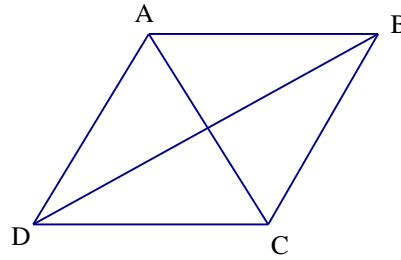
32) Find $f =$ _____



33) Find the height of the isosceles trapezoid with the given measures.



34) ABCD is a rhombus with a perimeter of 40 and $m\angle ABC = 48^\circ$. Find the length of AC.



35) A radio tower is 67 feet tall. If a wire from the top of the tower meets the ground at a 32° angle. How long is the wire?



36) If the angle of elevation to the sun at a certain time of the day is 48° . Find the height of a tree whose shadow at that time of day is 28 meters.

37) From the top of a lighthouse, 170 feet above sea level, the angle of depression to a boat at sea level is 38° . Find the distance from the boat to the base of the lighthouse.



38) A pilot flying at an altitude of 14,000 feet sights two airports directly in front of him. The angle of depression to one airport is 68° , and the angle of depression to the second airport is 15° . What is the distance between the two airports? Round to the nearest foot.



Airport #1

Airport #2